








Sandy-PEMIX COMPANY LTD

SYSTEM	MODEL	Image
Dual 8"line array RMS: LF:450W/HF:80W	J08M	
Dual 10"line array RMS: LF:500W/HF:100W	J10M	
Dual 12"line array RMS: LF:700W/HF:200W	J12M	
Single 12"line array RMS: 450W/16 Ohms	L12	
Dual 18"subwoofer RMS: 1200W	B3	
Dual 18"subwoofer RMS: 2000W	B5 (new model)	
single 12"monitor	PD12MP	
single 15"monitor	PD15MP	









Sandy-PEMIX COMPANY LTD

SYSTEM	MODEL	Image	
Dual 15"full range PA speaker	PRO6.3		Recommended for roadshow
Dual 15"full range PA speaker	PRO315		
Dual 15"full range PA speaker	PRO6.1		
Top: 2x1x10"line array Sub: 1x18"subwoofer (active)	MX2.1		Recommended to cover 500~1000 people
Top: 2x 4"column Sub: 1x15"subwoofer (active)	i3		Recommended to cover under 300 people








Sandy-PEMIX COMPANY LTD

SYSTEM	MODEL	Image	
All-weather coaxial speaker(engineering plastic cabinet) 5-inch(RMS:100W)	IP05		Recommended for outdoor fixed installation: School/park, etc.
All-weather coaxial speaker(engineering plastic cabinet) 8-inch(RMS:150W)	IP08		
All-weather pro speaker 12"	HG12		
All-weather pro speaker 15"	HG15		
4"full range column speaker RMS: 120W LF4 x 4"	FP44B		Recommended for conference room fixed installation
6"2-way full range speaker RMS: 200W	FP6		




Sandy-PEMIX COMPANY LTD

SYSTEM	MODEL	Image
8"2-way full range speaker RMS: 250W	FP8	
Double 12"full range	T24	
LD -series full range speaker	LD8010 LD8012 LD8015	
1x15"subwoofer	i3s	
B-series subwoofer	B1Q B21	

Recommended for restaurants/ bars,etc.



Sandy-PEMIX COMPANY LTD

SYSTEM	MODEL	Image
dual 18" subwoofer	B218S	

Recommender for indoor